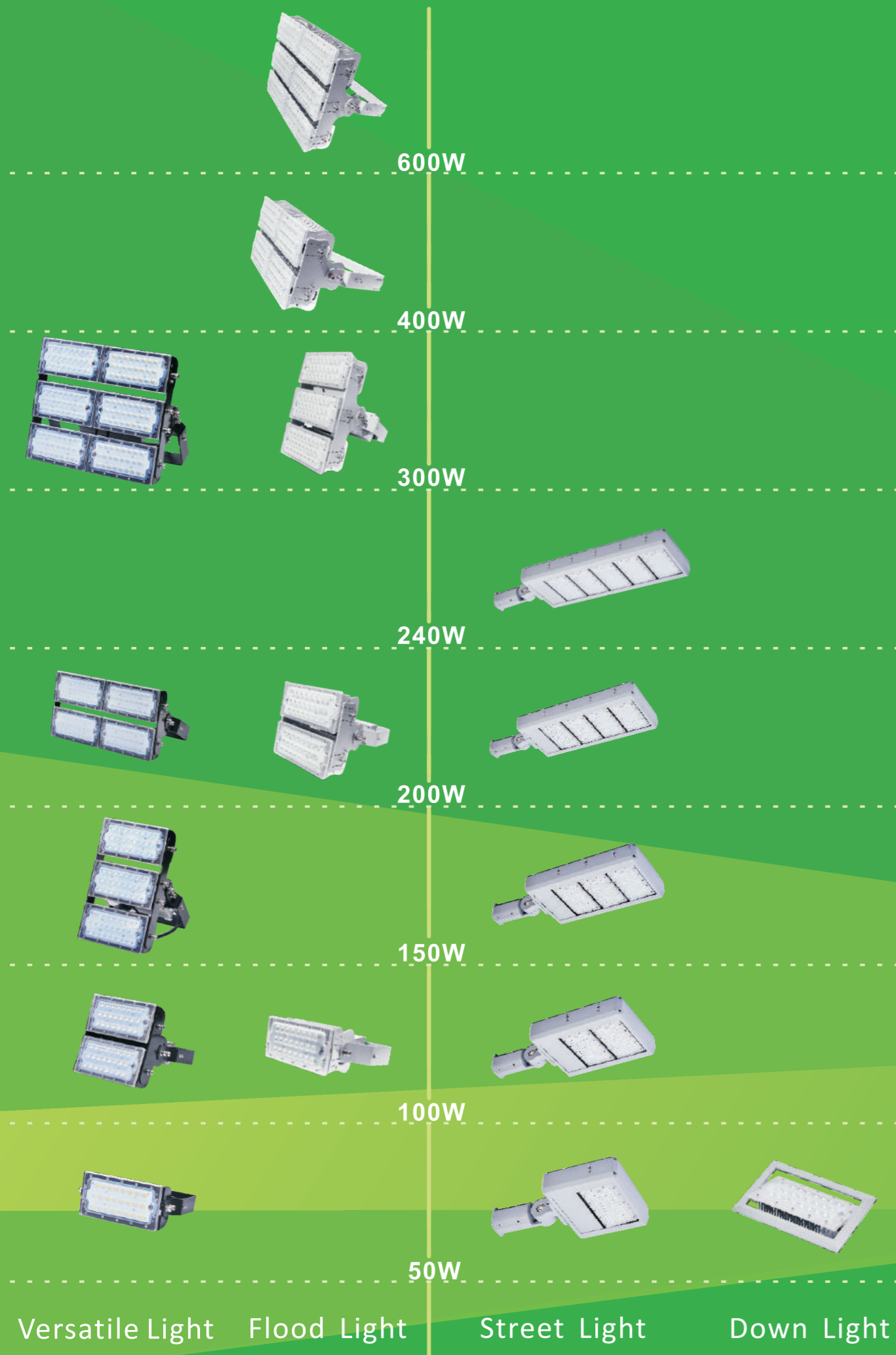


# G-COMIN


SHENZHEN COMING TECHNOLOGY CO.,LTD



Add: Floor 2&3 Building C, Hongfengtai Innovation Park, First Jinyuan Road, Henggang Sub-district, Longgang District, Shenzhen, China

T: +86 (0755)-2846 2760  
E: info@co-ming.com  
www.co-ming.com

Versatile Light



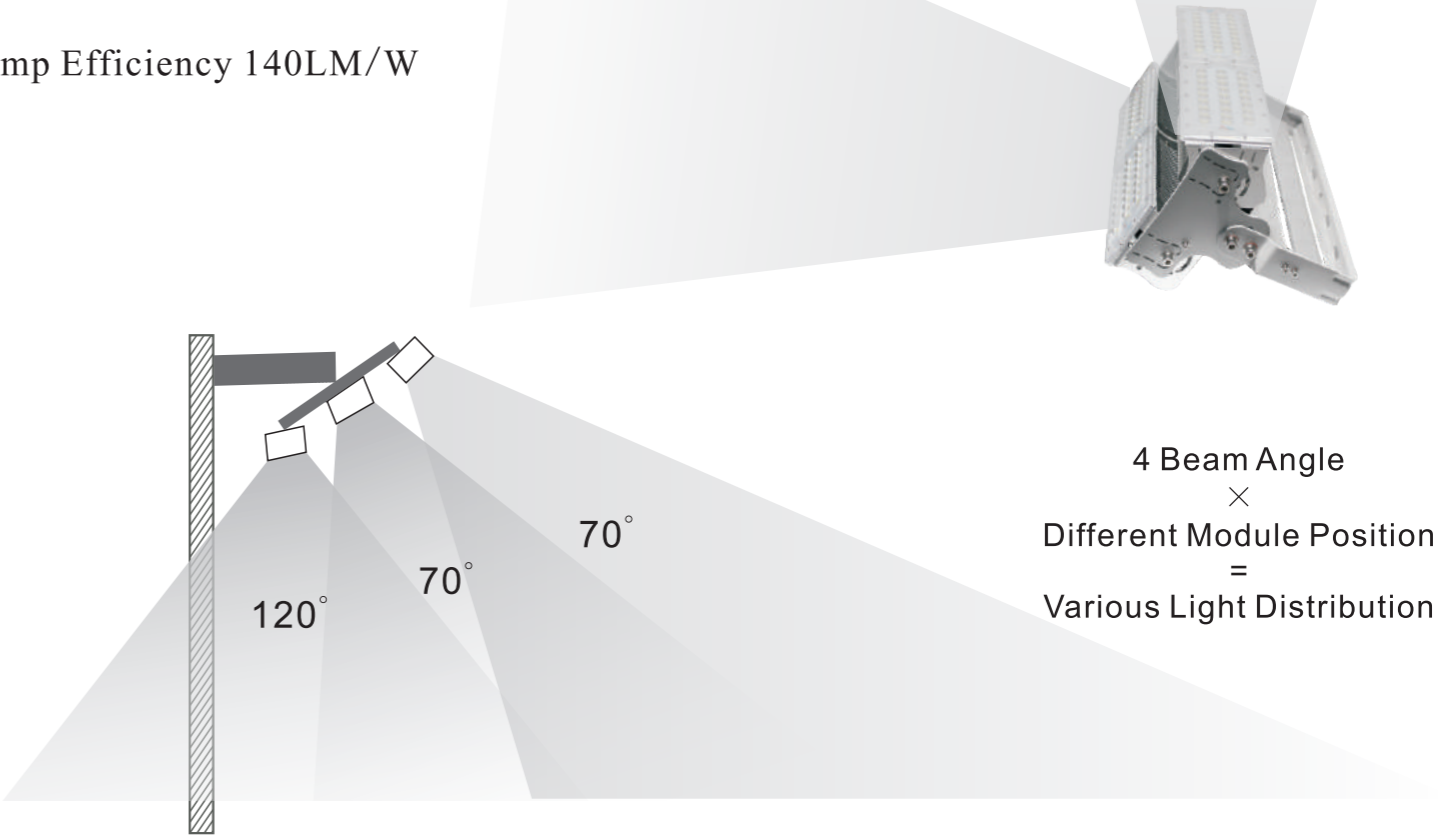
High Efficient Heat Dissipation  
Multiway Air Flow+ Aluminum Cooling Fin



Lamp Efficiency 140LM/W



Rotatable Module Design



Flood Light



**CO-T400-100W**  
14,000LM  
226×183×102mm  
2.8kg±5%



**CO-T400-200W**  
28,000LM  
230×242×194mm  
4.1kg±5%



**CO-T400-300W**  
42,000LM  
340×242×194mm  
5.6kg±5%



**CO-T400-400W**  
56,000LM  
422×243×221mm  
7.6kg±5%



**CO-T400-600W**  
84,000LM  
422×243×336mm  
10.5kg±5%



WATTAGE	100/200/300/400/600W
LIGHT SOURCE	PHILIPS LUMILEDS
DRIVER	MEANWELL
LED LUMINOUS FLUX	170-180LM/W
LAMP LUMINOUS FLUX	140LM/W±5%
CRI	RA>80
CCT	2700-6500K
RATED VOLTAGE	AC 90-277V,50/60HZ
POWER FACTOR	>0.95
BEAM ANGLE	10°/25°/70°/120°
IP GRADE	IP65
HEAT SINK	ALUMINUM COOLING FIN/AIR FLOW COOLING
OPERATING TEMP	-40℃~60℃
STANDARD	TUV-CE,TUV-ROHS,CB,SPE,ISO9001:2008

Flood Light

Versatile Light




▸ ' Multi-LEDs Cell ' technique, lamp efficiency 120LM/W



▸ Rotatable Module Design



▸ Various replaceable optical lens



15°                      30°                      60°                      110°                      135° × 65°



**CO-T300-50W**  
6,000LM  
72PCS LED  
242×102×196mm  
2.1kg±5%



**CO-T300-100W**  
12,000LM  
144PCS LED  
242×221×247mm  
3.2kg±5%



**CO-T300-150W**  
18,000LM  
216PCS LED  
242×340×247mm  
4.1kg±5%

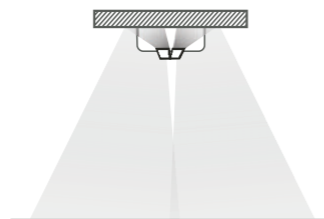
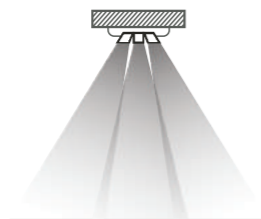


**CO-T300-200W**  
24,000LM  
288PCS LED  
419×221×247mm  
5.5kg±5%



**CO-T300-300W**  
36,000LM  
432PCS LED  
425×340×227mm  
8.4kg±5%

## INSTALLATION



## Versatile Light



<b>WATTAGE</b>	50/100/150/200/300W
<b>LIGHT SOURCE</b>	PHILIPS LUMILEDS
<b>LED QUANTITY</b>	72 LEDS EACH MODULE
<b>DRIVER</b>	MEANWELL
<b>LED LUMINOUS FLUX</b>	150-160LM/W
<b>LAMP LUMINOUS FLUX</b>	120LM/W±5%
<b>CRI</b>	Ra>80
<b>CCT</b>	2700-6500K
<b>RATED VOLTAGE</b>	AC 90-277V,DC24V 50/60HZ
<b>POWER FACTOR</b>	>0.95
<b>BEAM ANGLE</b>	X-135° ,Y-65° /15° /30° /60° /110°
<b>IP GRADE</b>	IP65
<b>HEAT SINK</b>	ALUMINUM COOLING FIN/AIR FLOW COOLING
<b>OPERATING TEMP</b>	-40℃~60℃
<b>STANDARD</b>	TUV-CE,TUV-ROHS,CB,SPE,SAA,ISO9001:2008


Versatile Light



Street Light



Adjustable high strength holder match various kinds of pole



Single module rotatable technique, freely adjust to different road width



**CO-L300-50W**

6000LM  
72PCS LED  
81\*271\*437.5MM  
3.7KG ± 5%



**CO-L300-100W**

12000LM  
144PCS LED  
81\*271\*547.5MM  
4.9KG ± 5%



**CO-L300-150W**

18000LM  
216PCS LED  
81\*271\*657.5MM  
5.8KG ± 5%



**CO-L300-200W**

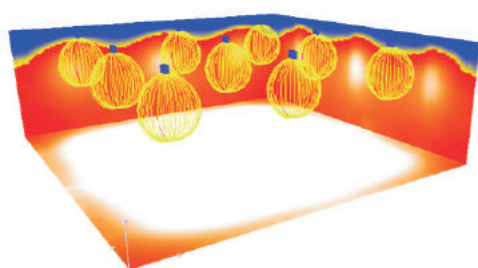
24000LM  
288PCS LED  
81\*271\*767.5MM  
6.8KG ± 5%




**CO-L300-240W**

28800LM  
360PCS LED  
81\*271\*877.5MM  
7.8KG ± 5%

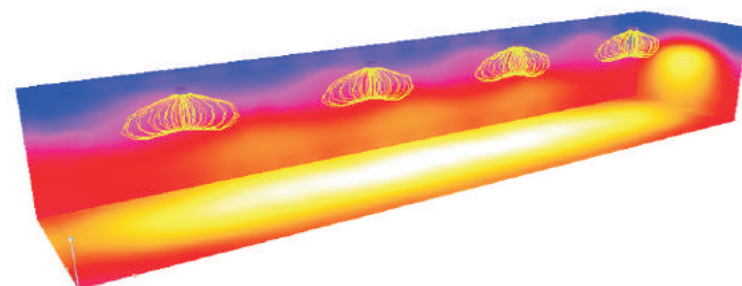
<b>WATTAGE</b>	50/100/150/200/240W
<b>LIGHT SOURCE</b>	PHILIPS LUMILEDS
<b>LED QUANTITY</b>	72 LEDS EACH MODULE
<b>DRIVER</b>	MEANWELL
<b>LED LUMINOUS FLUX</b>	150-160LM/W
<b>LAMP LUMINOUS FLUX</b>	120LM/W±5%
<b>CRI</b>	RA>80
<b>CCT</b>	2700-6500K
<b>RATED VOLTAGE</b>	AC 90-277V,50/60HZ
<b>POWER FACTOR</b>	>0.95
<b>BEAM ANGLE</b>	X-135° ,Y-65° /30°/60°/110°
<b>IP GRADE</b>	IP66
<b>HEAT SINK</b>	ALUMINUM COOLING FIN/AIR FLOW COOLING
<b>OPERATING TEMP</b>	-40℃~60℃
<b>STANDARD</b>	CE-EMC,CE-LVD,IEC,ROHS,SAA,ISO9001:2008



Wide distribution



Projection light distribution



long and narrow light distribution


<b>WATTAGE</b>	50W
<b>LIGHT SOURCE</b>	PHILIPS LUMILEDS
<b>LED QUANTITY</b>	72 LEDS
<b>DRIVER</b>	MEANWELL
<b>LED LUMINOUS FLUX</b>	150-160LM/W
<b>LAMP LUMINOUS FLUX</b>	120LM/W±5%
<b>CRI</b>	Ra>80
<b>CCT</b>	2700-6500K
<b>RATED VOLTAGE</b>	AC 90-277V,DC24V 50/60HZ
<b>POWER FACTOR</b>	>0.95
<b>BEAM ANGLE</b>	X-135° ,Y-65° 30°/60°/110°
<b>IP GRADE</b>	IP66
<b>HEAT SINK</b>	ALUMINUM COOLING FIN/AIR FLOW COOLING
<b>OPERATING TEMP</b>	-40℃~60℃
<b>STANDARD</b>	CE-EMC,CE-LVD,IEC,ROHS,ISO9001:2008

Down Light

Highbay Light



Various replaceable optical lens



60°

90°

120°

Electrical Parameters	Input Voltage	AC85-265V	Power Factor	> 0.95
	LED Type	PHILIPS LUMILEDS	LED Initial Flux	120-130LM/W (6500K)
	Beam Angel	120°	LAMP Initia Flux	90LM/W±5%
	Working Life	50000 hours	CRI	RA>80
	Power Efficiency	> 90%	CCT	2700-6500K
Model	LED Power	LED Quantity	Net Weight(kg)	
CO-D360-80W	80W	84PCS 3030 PHILIPS LUMILEDS	2.1±5%	
CO-D360-100W	100W	108PCS 3030 PHILIPS LUMILEDS	3.2 ±5%	
CO-D360-150W	150W	150PCS 3030 PHILIPS LUMILEDS	4.1±5%	
CO-D360-200W	200W	204PCS 3030 PHILIPS LUMILEDS	5.5±5%	

Highbay Light



Electrical Parameters	Input Voltage	AC85-265V	Power Factor	> 0.95
	LED Initial Flux	120-130LM/W	Beam Angel	30°/60°/90°
	Lamp Initial Flux	85-90LM/W	CCT	2700-6500K
	Working Life	50000 hours		
	Working Temperature	-40℃~60℃	IP Grade	IP65
Model	LED Power	LED Quantity	LampSize(mm)	Net Weight(kg)
CO-D330-150W	150W	150PCS(3030)	260*120*246	6.5±5%
CO-D330-200W	200W	200PCS(3030)	260*120*323	8.5±5%
CO-D330-300W	300W	300PCS(3030)	260*120*266	8.5±5%
CO-D330-400W	400W	200PCS(CREE)	260*120*323	9.5±5%
CO-D330-500W	500W	220PCS(CREE)	320*158*323	12±5%

Street Light




Electrical Parameters	Input Voltage	AC85-265/ DC24	Power Factor		> 0.90
	LED Type    LED	Philips Lumileds	Lamp Flux		100-110LM/W
	Working Life	50000 hours	CCT		2700-6500K
	IP Grade	IP65	Working Temperature		-40℃ +60℃
Model	LED Power	LED Quantity	Lamp Luminous Flux	Lamp Size (mm)	Net Weight (kg)
CO-L307-30W	30W	40PCS	3200-3400LM	307*124*99	2±5%
CO-L307-40W	40W	40PCS	4000-4200LM	307*124*99	2.1±5%



Football Field, Russia ◀




▶ Concert Hall, Kazakhstan



▼ Gas Station, Saudi Arabia



▶ Church, Italy



▶ Building, HongKong



Workshop, Chile ⬆



◀ Pepsi Factory, Thailand



◀ FootballField, Malaysia



National Reserve Bank, Thailand ▶



◀ Hardware Warehouse, The United Kingdom



🔗 Check more products application worldwide  
[www.co-ming.com/project](http://www.co-ming.com/project)



## About Company

Since 2008, Shenzhen Coming Technology Co.,Ltd always working on the innovative LED industrial lighting development and correlative service. We are not only provide you unique high quality light products, but also professional service include:

Highbay light | Flood light | Street light | Down light  
 ODM service | Project advise | Dialux simulation

We'll appreciate any comments from you, please send message to [info@co-ming.com](mailto:info@co-ming.com)

