

G-COMIN

Innovative LED Light Manufacturer

TL-300 TOWER LIGHT

ILLUMINATE MORE THAN 12HRS



TL-300

TOWER LIGHT



MAX 25000LM

TL-300 series tower light is a compact mobile lighting source, which is easy to deploy, simple operating & reliable.

AC / Battery Powered

Up to 12 hours emergency mode.

Portable Case

Complete system integrated in a portable case, easy to move and store like a suitcase.

Powered Stem

One key lift powered stem meet different lighting requirements.


Rotatable Modules

360 degree rotatable modules support both directional and wide range lighting.




Module Rotation

Deployment



Quick Installation

Grab the light head to insert in the holder, and fix it with the pin.



Step on to brake



Directional & Wide Range Light Lighting


Rotate the case & light modules to lighting any direction.



Maximum Height 2.4m




Control Panel




1 Charging Port

Stable charging, built-in safety protection system



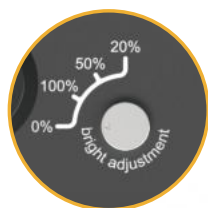
2 Power Display

Displaying battery power & voltage



3 Powered Stem Controller

Control the powered stem up and down




4 Bright Adjustment

Turn on/off the light, switch the brightness to 50% or 20%



5 Master Switch

Power on/off for the whole system



Features

PORTABLE

Compared with traditional mobile light towers, TL-300 is equipped with wheels and draw-bar handle, which are as simple as your suitcase

BRIGHT, HIGH LUMINOUS FLUX

The luminous flux of up to 25000 LM is unmatched by other mobile light towers on the market.

MORE THAN 12 HOURS OF BATTERY LIFE

The lighthouse provides two modes of use. When it is fully charged, it can be used independently for more than 12 hours, or it can be used while charging, so you can't worry about battery life.

CONVENIENT OPERATION

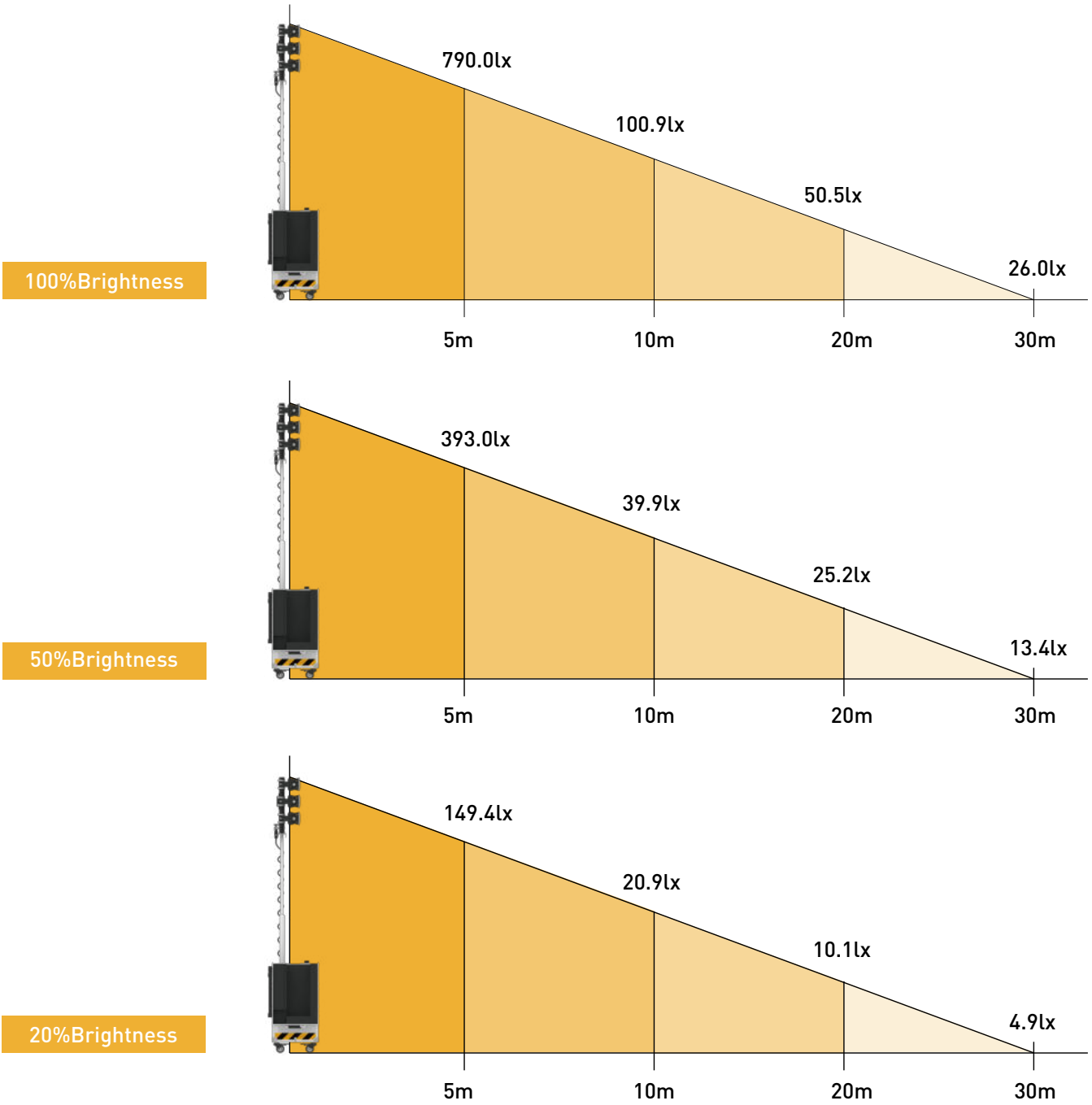
You can complete the entire operation of starting the tower light in one minute, which is efficient and fast.

Unique tower lighting solution.

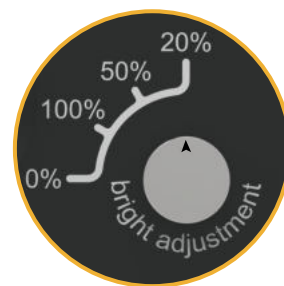
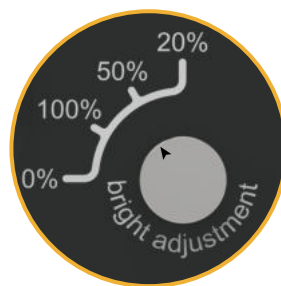
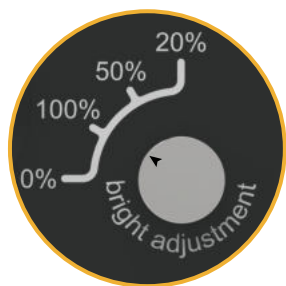
The new mobile lighting tower can provide powerful and uniform lighting, and can withstand the harsh test of rental and workplaces. It is an ideal choice for road construction, architectural, emergency lighting, and outdoor activity lighting.



Lighting reference



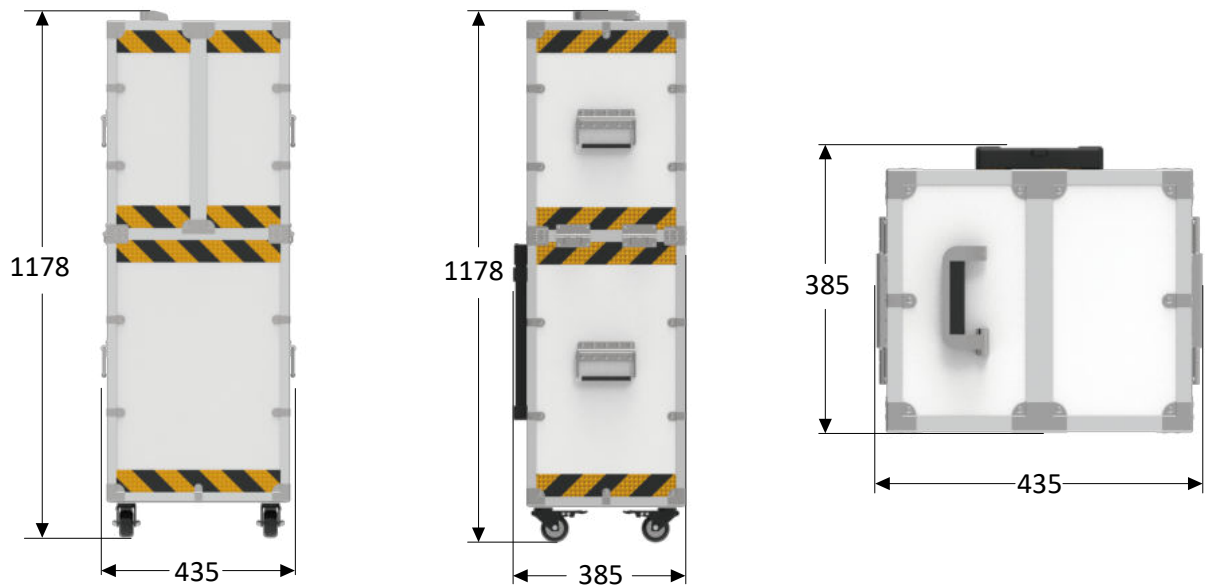
Specification




TL-300

Brightness	100%	50%	20%
Luminous Flux	25,000LM	13,500LM	7,000LM
Battery Life	120min	270min	720min
CCT	5000K (2700-6500K Optional)		
Rated Voltage	100-240V, 277V~		
Operating Temp	-30℃ ~50℃		
Charging Time	120min		
Storage Height	1.18m		
Maximum Height	2.4m		
Size	435*385*1178mm		
Weight	27kg		
Application	Road construction, Architectural, Emergency lighting, Outdoor activity lighting		
Size of Carton	500*440*1240mm		
PCS/Carton	31kg		
Gross Weight of Carton	1		
Pallet	8pcs on pallet		

Size(mm)



Package



SHENZHEN COMING TECHNOLOGY CO.,LTD
Tel: +86-755-28462760
Web: www.co-ming.com
E-mail: info@co-ming.com
Add: Coming Industrial Park Longgang District Shenzhen China

G-COMIN